





Sr. No	Particulars	Standalone		
		Unaudited		Audited
		Quarter Ended		Year Ended
		30.06.2009	30.06.2008	31.03.2009
1	Income			
	Domestic Turnover	361192	252009	1068050
	Export Turnover	54659	146370	445021
	Sale of Carbon Credits	-	-	4858
	Total	415851	398379	1517929
	Less: Excise Duty	26464	31230	117804
	Net Sales	389387	367149	1400125
2	Other Operating Income	2293	2234	15717
3	Total Income (1+2)	391680	369383	1415842
4	Expenditure			
	a) Increase in Stock in Trade and Work in Progress	(5160)	(44508)	(29056)
	b) Consumption of Raw Materials	245869	237718	874066
	c) Power and Fuel	23320	15549	67307
	d) Employees' cost	9202	7743	28875
	e) Depreciation	27180	18521	82766
	f) Other Expenditure	43783	87368	175622
	Total	344194	322391	1199580
5	Profit from Operations before Other income, Interest and Exceptional Items (3-4)	47486	46992	216262
6	Other Income	24143	496	10239
7	Profit before Interest and Exceptional Items (5+6)	71629	47488	226501
8	Interest and Finance charges (net)	22064	15314	79725
9	Profit after Interest but before Exceptional Items (7-8)	49565	32174	146776
10	Exceptional Items			
	Exchange Loss (refer note 4)	-	-	(79013)
11	Profit before Tax (9-10)	49565	32174	67763
12	Tax Expense	15563	10239	21913
13	Net Profit after Tax (11-12)	34002	21935	45850
14	Paid up Equity Share Capital (face value of Rs. 10 per share)	18705	18705	18705
15	Reserves			742224
16	Earnings per share (EPS)			
	Basic (Rs.)	17.72	11.27	22.70
	Diluted (Rs.)	17.72	11.27	22.70
17	Public shareholding			
	- Number of shares	102847555	99155430	102847555
	- Percentage of shareholding	54.98%	53.01%	54.98%
18	Promoters and Promoter Group Shareholding			
	Pledged / Encumbered	84201127		84201127
	Number of shares	44750786		53680786
	Percentage of shares (as a % of the total shareholding of promoter and promoter group)	53.15%		63.75%
	Percentage of shares (as a % of the total share capital of the company)	23.92%		28.70%
	Non-encumbered			
	Number of shares	39450341		30520341
	Percentage of shares (as a % of the total shareholding of promoter and promoter group)	46.85%		36.25%
	Percentage of shares (as a % of the total share capital of the company)	21.09%		16.32%


HIGHLIGHTS FOR THE QUARTER



Crude Steel Production
 13.76 Lacs tonnes
 Up by 41 %


Saleable Steel Sold
 13.21 Lacs tonnes
 Up by 62 %


Net Sales
 Rs. 389387 Lacs
 Up by 6 %


EBIDTA
 Rs. 98809 Lacs
 Up by 50 %


PBT
 Rs. 49565 Lacs
 Up by 54 %


PAT
 Rs. 34002 Lacs
 Up by 55 %



Sr. No	Particulars	Consolidated		
		Unaudited		Audited
		Quarter Ended		Year Ended
		30.06.2009	30.06.2008	31.03.2009
1	Income			
	Gross Revenue	425483	476845	1706430
	Sale of Carbon Credits	-	-	4858
	Total	425483	476845	1711288
	Less: Excise Duty	26464	31230	117804
	Net Sales	399019	445615	1593484
2	Other Operating Income	2359	2327	16987
3	Total Income (1+2)	401378	447942	1610471
4	Expenditure			
	a) Increase in Stock in Trade and Work in Progress	(6428)	(57349)	(36620)
	b) Consumption of Raw Materials	258764	284877	998551
	c) Power and Fuel	23930	20060	80378
	d) Employees' cost	11458	15060	51858
	e) Depreciation	31662	21987	98777
	f) Other Expenditure	44817	101383	201133
	Total	364203	386018	1394077
5	Profit from Operations before Other income, Interest and Exceptional Items (3-4)	37175	61924	216394
6	Other Income	23974	437	10179
7	Profit before Interest and Exceptional Items (5+6)	61149	62361	226573
8	Interest and Finance charges (net)	29833	23476	115562
9	Profit after Interest but before Exceptional Items (7-8)	31316	38885	111011
10	Exceptional Items			
	Exchange Loss (refer note 4)	-	-	(79478)
11	Profit before Tax (9-10)	31316	38885	31533
12	Tax Expense	9698	13602	7260
13	Net Profit after Tax (11-12)	21618	25283	24273
14	Share of Profit / (Loss) of Minority	(1564)	449	(2053)
15	Share of Profits of Associates (Net)	226	189	1165
16	Net Profit after Tax after Share of Profit / (Loss) of Minority and Share of Profits of Associates (13-14+15)	23408	25023	27491
17	Paid up Equity Share Capital (face value of Rs. 10 per share)	18705	18705	18705
18	Reserves			726694
19	Earnings per share (EPS)			
	Basic (Rs.)	12.06	12.92	12.88
	Diluted (Rs.)	12.06	12.92	12.88
20	Public shareholding			
	- Number of shares	102847555	99155430	102847555
	- Percentage of shareholding	54.98%	53.01%	54.98%
21	Promoters and Promoter Group Shareholding	84201127		84201127
	Pledged / Encumbered			
	Number of shares	44750786		53680786
	Percentage of shares (as a % of the total shareholding of promoter and promoter group)	53.15%		63.75%
	Percentage of shares (as a % of the total share capital of the company)	23.92%		28.70%
	Non-encumbered			
	Number of shares	39450341		30520341
	Percentage of shares (as a % of the total shareholding of promoter and promoter group)	46.85%		36.25%
	Percentage of shares (as a % of the total share capital of the company)	21.09%		16.32%



Notes :

1 Segment-wise Revenue, Results and other information

(Rs. in Lacs)

Sr. No.	Particulars	Standalone		
		Unaudited		Audited
		Quarter Ended		Year Ended
		30.06.2009	30.06.2008	31.03.2009
1	Revenue by Business Segment :			
	Steel	402407	378245	1460825
	Power	20725	17487	76632
	Total	423132	395732	1537457
	Less: Inter segment revenue	31452	26349	121615
	Total Income	391680	369383	1415842
2	Segment results before interest and tax:			
	Steel	64246	50009	133320
	Power	7244	6392	16270
	Total	71490	56401	149590
	Less: Unallocable items			
	Interest & Finance Charges (net)	22064	15314	79725
	Unallocable expense net of unallocable income	(139)	8913	2102
	Profit before Tax	49565	32174	67763
3	Segment Capital Employed :			
	(Segment assets less Segment liabilities)			
	Steel	1908048	1657415	1860869
	Power	60895	58494	59013
	Unallocated	(1138062)	(935291)	(1123957)
	Total	830881	780618	795925

(Rs. in Lacs)

Sr. No.	Particulars	Consolidated		
		Unaudited		Audited
		Quarter Ended		Year Ended
		30.06.2009	30.06.2008	31.03.2009
1	Revenue by Business Segment :			
	Steel	412105	453499	1646367
	Power	20725	17487	76632
	Others	474	4532	12252
	Total	433304	475518	1735251
	Less: Inter segment revenue	31926	27576	124780
	Total Income	401378	447942	1610471
2	Segment results before interest and tax:			
	Steel	55568	64682	134890
	Power	7244	6392	16270
	Others	48	(60)	1315
	Total	62860	71014	152475
	Less: Unallocable items			
	Interest & Finance Charges (net)	29833	23476	115562
	Unallocable expense net of unallocable income	(79)	8913	2162
	Profit before Tax	33106	38625	34751
3	Segment Capital Employed :			
	(Segment assets less Segment liabilities)			
	Steel	2351056	2165533	2346837
	Power	60895	58494	59013
	Others	52929	15041	55751
	Unallocated	(1633959)	(1414919)	(1653886)
	Total	830921	824149	807715

The Company is operating with steel, power and others segments. Accordingly, segment-wise information has been given. This is in line with the requirement of AS 17 "Segment Reporting".

2. During the quarter, the Company has made additional investments aggregating Rs. 20191 lacs in subsidiary, associate and joint venture companies.
3. The 2.8 MTPA Crude Steel Expansion Project at Vijayanagar works has commenced commercial production from 10 April 2009, enhancing the Crude Steel manufacturing capacity to 6.8 MTPA at Vijayanagar works and scaling up the overall Crude Steel capacity of the Company to 7.8 MTPA.
4. Unlike the previous year which saw an unprecedented depreciation of the rupee against major foreign currencies, the movement of the rupee during the quarter is much less volatile. Accordingly exchange fluctuation for the quarter has not been considered as an "Exceptional Item".
5. Paid up equity share capital does not include an amount of Rs. 6103 lacs being the amount originally paid up on the shares forfeited in an earlier year.
6. Comparative financial information has been regrouped and reclassified, wherever necessary, to correspond to the figures of the current quarter.
7. Information on investor complaints (numbers):

i)	Pending at beginning of the quarter	-
ii)	Received during the quarter	223
iii)	Resolved/ replied during the quarter	223
iv)	Unresolved at end of the quarter	-
8. The auditors of the Company have carried out a Limited Review of the Standalone Financial Results for the quarter ended 30 June 2009 in compliance with Clause 41 of the Listing Agreement. The Standalone and Consolidated financial results have been reviewed by the Audit Committee and approved by the Board of Directors at its meeting held on 20 July 2009

For JSW Steel Limited



Seshagiri Rao M.V.S
Jt. Managing Director & Group CFO
20 July 2009